



Certificate ID: **74187** Received: **12/23/19**
 Client Sample ID: **1000 Full Spectrum Fresh Mint**
 Lot Number: **LE190821**
 Matrix: **Tincture/Infused Oil - MCT Oil**

Scan QR Code for authenticity



Green Compass, Inc.
1121 Military Cutoff Road, Suite C339
Wilmington, NC 28405
Attn: Sterling Cook

| | | |
|---|--|---------------------|
| Authorization: Jon Podgorni, Lead Research Chemist | Signature:  | Date: 12/31/2019 |
|---|--|---------------------|






The data contained within this report was collected in accordance with the requirements of ISO/IEC17025:2017. I attest that the information contained within the report has been reviewed for accuracy and checked against the quality control requirements for each method. These results relate only to the test article listed in this report. Reports may not be reproduced except in their entirety.

CN: Cannabinoid Profile & Potency [WI-10-17 & WI-10-17-01] Analyst: **MAM** Test Date: **12/31/2019**

The client sample was analyzed for plant-based cannabinoids by Liquid Chromatography (LC). The collected data was compared to data collected for certified reference standards at known concentrations.

74187-CN

| ID | Weight % | Concentration (mg/mL) | | |
|--------------|-------------|-----------------------|---|--------------------------------|
| D9-THC | 0.16 | 1.62 |  | |
| THCV | ND | ND | | |
| CBD | 3.59 | 35.21 |  | |
| CBDV | ND | ND | | |
| CBG | ND | ND | | |
| CBC | 0.14 | 1.41 |  | |
| CBN | ND | ND | | |
| THCA | ND | ND | | |
| CBDA | ND | ND | | |
| CBGA | ND | ND | | |
| D8-THC | ND | ND | | |
| exo-THC | ND | ND | | |
| Total | 3.89 | 38.23 | 0% | Cannabinoids (wt%) 3.6% |
| Max THC | 0.16 | 1.62 | | |
| Max CBD | 3.59 | 35.21 | | |

Ratio of Total CBD to THC 21.7:1

Limit of Quantitation (LOQ) = 0.01 wt%

Max THC (and Max CBD) are calculated values for total cannabinoids after heating, assuming complete decarboxylation of the acid to the neutral form. It is calculated based on the weight loss of the acid group during decarboxylation: Max THC = (0.877 x THCA) + THC. This calculation does not include other cannabinoid isomers (eg. D8-THC and exo-THC). ND = None detected above the limits of detection (LOD), which is half of LOQ.

HM: Heavy Metal Analysis [WI-10-13]*Analyst: CJS**Test Date: 12/27/2019*

This test method was performed in accordance with the requirements of ISO/IEC 17025. These results relate only to the test article listed in this report. Reports may not be reproduced except in their entirety.

74187-HM

| Symbol | Metal | Conc. ¹ (µg/kg) | RL | Use Limits ² (µg/kg) | | Status |
|--------|---------|----------------------------|----|---------------------------------|-----------|--------|
| | | | | All | Ingestion | |
| As | Arsenic | ND | 50 | 200 | 1500 | PASS |
| Cd | Cadmium | ND | 50 | 200 | 500 | PASS |
| Hg | Mercury | ND | 50 | 100 | 1500 | PASS |
| Pb | Lead | ND | 50 | 500 | 1000 | PASS |

1) ND = None detected to Lowest Limits of Detection (LLD)

2) MA Dept. of Public Health: Protocol for MMJ and MIPS, Exhibit 4(a) for all products.

3)USP exposure limits based on daily oral dosing of 1g of concentrate for a 110 lb person.

END OF REPORT