

750 mg Organic Cinnamon

Overall Status: Pass

Sample ID: 2101NIVA0063.0207
Strain: Broad Spectrum
Matrix: Ingestible
Type: Tincture
Sample Size: ; Batch Size:

Produced:
Collected:
Received: 01/21/2021
Completed: 01/25/2021
Batch#: LE 210168

Client
Green Compass
Lic. #
1121 Military Cutoff Rd
Wilmington, NC 28405

	Not Tested Foreign Matter <small>SOPTS.4.001</small>	Pass Heavy Metals <small>SOPTS.4.500 ICP-MS</small>	Not Tested Moisture <small>SOPTS.4.001</small>	Pass Pesticides <small>SOPTS.4.301 GC-MS/MS SOPTS.4.300 LC-MS/MS</small>
	Pass Microbials <small>SOPTS.4.600 PathogenDx</small>	Pass Solvents <small>SOPTS.4.400 GC-MS</small>	Not Tested NT Water Activity <small>SOPTS.4.003</small>	Pass Mycotoxins <small>SOPTS.4.300 LC-MS/MS</small>

Cannabinoids (SOPTS.4.100 HPLC Analysis)


ND ND Total THC	2.860% 27.455 mg/mL Total CBD	3.064% 29.413 mg/mL Total Cannabinoids	NT Moisture
------------------------------	--	---	-----------------------

Analyte	LOD mg/g	LOQ mg/g	Mass mg/mL	Mass %	Mass mg/serving	Mass mg/package
CBD	0.0030	0.0100	27.455	2.86	28.60	28.60
CBC	0.0030	0.0100	0.983	0.10	1.02	1.02
CBN	0.0030	0.0100	0.446	0.05	0.47	0.47
CBG	0.0030	0.0100	0.291	0.03	0.30	0.30
CBDV	0.0030	0.0100	0.123	0.01	0.13	0.13
THCV	0.0030	0.0100	0.115	0.01	0.12	0.12
CBDa	0.0030	0.0100	ND	ND	ND	ND
CBGa	0.0030	0.0100	ND	ND	ND	ND
THCa	0.0030	0.0100	ND	ND	ND	ND
Δ8-THC	0.0030	0.0100	ND	ND	ND	ND
Δ9-THC	0.0030	0.0100	ND	ND	ND	ND
Total THC			ND	ND	ND	ND
Total CBD			27.455	2.860	28.599	28.599
Total				3.0639	30.639	30.639

Density: 0.960g per 1 mL

Cannabinoids Date Tested: 01/25/2021

Total THC = (THCa x 0.877) + Δ9-THC; Total CBD = (CBDa x 0.877) + CBD; LOD = Limit of Detection; LOQ = Limit of Quantitation; ND = Not Detected; NT = Not Tested; Cured plant material reported as moisture-corrected % dry weight, other sample types reported "as is." Unless otherwise stated, all quality control samples performed within specifications established by the Laboratory. Analytical Instrumentation: Agilent 1260 HPLC.



Accreditation #101219
ISO/IEC 17025:2017

Noah Kaplan
Lab Director
01/25/2021

Confident Cannabis
All Rights Reserved
support@confidentcannabis.com
(866) 506-5866
www.confidentcannabis.com



Attest all LQC samples performed and met in accordance with 16 CCR sec. 5730. This product has been tested by Niva Labs using valid testing methodologies and a quality system as required by state law. Values reported relate only to the product tested. Niva Labs makes no claims as to the efficacy, safety or other risks associated with any detected or non-detected levels of any compounds reported herein. This Certificate shall not be reproduced except in full, without the written approval of Niva Labs. Please contact The Niva Labs for information about measurement uncertainty. Please contact The Niva Labs for information about measurement uncertainty



The Niva Labs
13171 Telfair Ave
Sylmar, CA 91342

(213) 225-6482
thenivalabs.com/
Lic# C8-0000024-LIC

QA Testing

2 of 4

750 mg Organic Cinnamon

Overall Status: Pass

Sample ID: 2101NIVA0063.0207
Strain: Broad Spectrum
Matrix: Ingestible
Type: Tincture
Sample Size: ; Batch Size:

Produced:
Collected:
Received: 01/21/2021
Completed: 01/25/2021
Batch#: LE 210168

Client
Green Compass
Lic. #
1121 Military Cutoff Rd
Wilmington, NC 28405

Microbials

Pass

Analyte	Result	Status
Aspergillus flavus	NR	NT
Aspergillus fumigatus	NR	NT
Aspergillus niger	NR	NT
Aspergillus terreus	NR	NT
Shiga toxin-producing E. Coli	Not Detected in 1g	Pass
Salmonella SPP	Not Detected in 1g	Pass

Date Tested: 01/25/2021

LOD = Limit of Detection; LOQ = Limit of Quantitation; ND = Not Detected; NT = Not Tested;

Unless otherwise stated, all quality control samples performed within specifications established by the Laboratory. Analytical Instrumentation: PathogenDx (PCR)

Mycotoxins

Pass

Analyte	LOD µg/kg	LOQ µg/kg	Limit µg/kg	Units µg/kg	Status
B1	4.00	5.00		ND	Tested
B2	4.00	5.00		ND	Tested
G1	4.00	5.00		ND	Tested
G2	4.00	5.00		ND	Tested
Total Aflatoxins			20.00	ND	Pass
Ochratoxin A	16	20	20.00	ND	Pass

Date Tested: 01/22/2021

LOD = Limit of Detection; LOQ = Limit of Quantitation; ND = Not Detected; NT = Not Tested;

Unless otherwise stated, all quality control samples performed within specifications established by the Laboratory. Analytical Instrumentation: Agilent 6470A LC-MS

Heavy Metals


Pass

Analyte	LOD µg/g	LOQ µg/g	Limit µg/g	Units µg/g	Status
Arsenic	0.009	0.090	1.500	ND	Pass
Cadmium	0.009	0.090	0.500	ND	Pass
Lead	0.009	0.090	0.500	ND	Pass
Mercury	0.005	0.020	3.000	ND	Pass

Date Tested: 01/25/2021

LOD = Limit of Detection; LOQ = Limit of Quantitation; ND = Not Detected; NT = Not Tested;

Unless otherwise stated, all quality control samples performed within specifications established by the Laboratory. Analytical Instrumentation: Agilent 7900 ICP-MS



Accreditation #101219
ISO/IEC 17025:2017

Noah Kaplan
Lab Director
01/25/2021

Confident Cannabis
All Rights Reserved
support@confidentcannabis.com
(866) 506-5866
www.confidentcannabis.com



Attest all LQC samples performed and met in accordance with 16 CCR sec. 5730. This product has been tested by Niva Labs using valid testing methodologies and a quality system as required by state law. Values reported relate only to the product tested. Niva Labs makes no claims as to the efficacy, safety or other risks associated with any detected or non-detected levels of any compounds reported herein. This Certificate shall not be reproduced except in full, without the written approval of Niva Labs. Please contact The Niva Labs for information about measurement uncertainty. Please contact The Niva Labs for information about measurement uncertainty



The Niva Labs
13171 Telfair Ave
Sylmar, CA 91342

(213) 225-6482
thenivalabs.com/
Lic# C8-000024-LIC

QA Testing

3 of 4

750 mg Organic Cinnamon

Overall Status: Pass

Sample ID: 2101NIVA0063.0207
Strain: Broad Spectrum
Matrix: Ingestible
Type: Tincture
Sample Size: ; Batch Size:

Produced:
Collected:
Received: 01/21/2021
Completed: 01/25/2021
Batch#: LE 210168


Client
Green Compass
Lic. #
1121 Military Cutoff Rd
Wilmington, NC 28405

Pesticides

Pass

Analyte	LOD	LOQ	Limit	Mass	Status	Analyte	LOD	LOQ	Limit	Mass	Status
	µg/g	µg/g	µg/g	µg/g			µg/g	µg/g	µg/g	µg/g	
Abamectin	0.040	0.050	0.30	ND	Pass	Fludioxonil	0.040	0.050	30.00	ND	Pass
Acephate	0.050	0.100	5.00	ND	Pass	Hexythiazox	0.010	0.020	2.00	ND	Pass
Acequinocyl	0.040	0.050	4.00	ND	Pass	Imazalil	0.040	0.050	0.04	ND	Pass
Acetamiprid	0.010	0.020	5.00	ND	Pass	Imidacloprid	0.010	0.020	3.00	ND	Pass
Aldicarb	0.010	0.020	0.01	ND	Pass	Kresoxim Methyl	0.020	0.050	1.00	ND	Pass
Azoxystrobin	0.010	0.020	40.00	ND	Pass	Malathion	0.010	0.020	5.00	ND	Pass
Bifenazate	0.010	0.020	5.00	ND	Pass	Metalaxyl	0.010	0.020	15.00	ND	Pass
Bifenthrin	0.010	0.020	0.50	ND	Pass	Methiocarb	0.010	0.020	0.01	ND	Pass
Boscalid	0.040	0.050	10.00	ND	Pass	Methomyl	0.010	0.020	0.10	ND	Pass
Captan	0.100	0.100	5.00	ND	Pass	Mevinphos	0.018	0.045	0.02	ND	Pass
Carbaryl	0.020	0.050	0.50	ND	Pass	Myclobutanil	0.040	0.050	9.00	ND	Pass
Carbofuran	0.010	0.020	0.01	ND	Pass	Naled	0.040	0.050	0.50	ND	Pass
Chlorantraniliprole	0.040	0.050	40.00	ND	Pass	Oxamyl	0.010	0.020	0.20	ND	Pass
Chlordane	0.030	0.050	0.03	ND	Pass	Paclobutrazol	0.040	0.050	0.04	ND	Pass
Chlorfenapyr	0.030	0.050	0.03	ND	Pass	Parathion Methyl	0.030	0.050	0.03	ND	Pass
Chlorpyrifos	0.020	0.050	0.02	ND	Pass	Pentachloronitrobenzene	0.030	0.050	0.20	ND	Pass
Clofentezine	0.010	0.020	0.50	ND	Pass	Permethrin	0.020	0.050	20.00	ND	Pass
Coumaphos	0.050	0.100	0.05	ND	Pass	Phosmet	0.010	0.020	0.20	ND	Pass
Cyfluthrin	0.050	0.100	1.00	ND	Pass	Piperonyl Butoxide	0.010	0.020	8.00	ND	Pass
Cypermethrin	0.050	0.100	1.00	ND	Pass	Prallethrin	0.040	0.050	0.40	ND	Pass
Daminozide	0.040	0.050	0.04	ND	Pass	Propiconazole	0.040	0.050	20.00	ND	Pass
Diazinon	0.010	0.020	0.20	ND	Pass	Propoxur	0.010	0.020	0.01	ND	Pass
Dichlorvos	0.050	0.100	0.05	ND	Pass	Pyrethrins	0.042	0.084	1.00	ND	Pass
Dimethoate	0.010	0.020	0.01	ND	Pass	Pyridaben	0.030	0.050	3.00	ND	Pass
Dimethomorph	0.020	0.050	20.00	ND	Pass	Spinetoram	0.041	0.061	3.00	ND	Pass
Ethoprophos	0.010	0.020	0.01	ND	Pass	Spinosad	0.019	0.048	3.00	ND	Pass
Etofenprox	0.010	0.020	0.01	ND	Pass	Spiromesifen	0.010	0.020	12.00	ND	Pass
Etoxazole	0.010	0.020	1.50	ND	Pass	Spirotetramat	0.020	0.050	13.00	ND	Pass
Fenhexamid	0.040	0.050	10.00	ND	Pass	Spiroxamine	0.010	0.020	0.01	ND	Pass
Fenoxycarb	0.010	0.020	0.01	ND	Pass	Tebuconazole	0.050	0.100	2.00	ND	Pass
Fenpyroximate	0.010	0.020	2.00	ND	Pass	Thiacloprid	0.010	0.020	0.01	ND	Pass
Fipronil	0.040	0.050	0.04	ND	Pass	Thiamethoxam	0.010	0.020	4.50	ND	Pass
Fonicamid	0.010	0.020	2.00	ND	Pass	Trifloxystrobin	0.010	0.020	30.00	ND	Pass

Date Tested: 01/22/2021
LOD = Limit of Detection; LOQ = Limit of Quantitation; ND = Not Detected; NT = Not Tested;
Unless otherwise stated, all quality control samples performed within specifications established by the Laboratory. Analytical Instrumentation: Agilent 6470A LC-MS; Agilent 7010B GC-MS



Accreditation #101219
ISO/IEC 17025:2017

Noah Kaplan
Lab Director
01/25/2021

Confident Cannabis
All Rights Reserved
support@confidentcannabis.com
(866) 506-5866
www.confidentcannabis.com



Attest all LQC samples performed and met in accordance with 16 CCR sec. 5730. This product has been tested by Niva Labs using valid testing methodologies and a quality system as required by state law. Values reported relate only to the product tested. Niva Labs makes no claims as to the efficacy, safety or other risks associated with any detected or non-detected levels of any compounds reported herein. This Certificate shall not be reproduced except in full, without the written approval of Niva Labs. Please contact The Niva Labs for information about measurement uncertainty. Please contact The Niva Labs for information about measurement uncertainty



The Niva Labs
13171 Telfair Ave
Sylmar, CA 91342

(213) 225-6482
thenivalabs.com/
Lic# C8-0000024-LIC

QA Testing

4 of 4

750 mg Organic Cinnamon

Overall Status: Pass

Sample ID: 2101NIVA0063.0207
Strain: Broad Spectrum
Matrix: Ingestible
Type: Tincture
Sample Size: ; Batch Size:


Produced:
Collected:
Received: 01/21/2021
Completed: 01/25/2021
Batch#: LE 210168

Client
Green Compass
Lic. #
1121 Military Cutoff Rd
Wilmington, NC 28405

Residual Solvents

Analyte	LOD	LOQ	Limit	Mass	Status
	µg/g	µg/g	µg/g	µg/g	
1,2-Dichloroethane	0.25	0.50	1.000	ND	Pass
Acetone	5.0	10	5000.000	ND	Pass
Acetonitrile	5.0	10	410.000	ND	Pass
Benzene	0.25	0.50	1.000	ND	Pass
Butane	5.0	10	5000.000	ND	Pass
Chloroform	0.25	0.50	1.000	ND	Pass
Ethanol	5.0	10	5000.000	ND	Pass
Ethyl-Acetate	5.0	10	5000.000	ND	Pass
Ethyl-Ether	5.0	10	5000.000	ND	Pass
Ethylene Oxide	0.50	1.0	1.000	ND	Pass
Heptane	5.0	10	5000.000	ND	Pass
Isopropanol	5.0	10	5000.000	ND	Pass
Methanol	5.0	10	3000.000	ND	Pass
Methylene Chloride	0.25	0.50	1.000	ND	Pass
n-Hexane	5.0	10	290.000	ND	Pass
Pentane	5.0	10	5000.000	ND	Pass
Propane	5.0	10	5000.000	ND	Pass
Toluene	5.0	10	890.000	ND	Pass
Trichloroethene	0.25	0.50	1.000	ND	Pass
Xylenes	5.0	10	2170.000	ND	Pass

Date Tested: 01/25/2021 LOD = Limit of Detection; LOQ = Limit of Quantitation; ND = Not Detected; NT = Not Tested;
Unless otherwise stated, all quality control samples performed within specifications established by the Laboratory. Analytical Instrumentation: Agilent 5977B GC-MS-FID



Accreditation #101219
ISO/IEC 17025:2017

Noah Kaplan
Lab Director
01/25/2021

Confident Cannabis
All Rights Reserved
support@confidentcannabis.com
(866) 506-5866
www.confidentcannabis.com



Attest all LQC samples performed and met in accordance with 16 CCR sec. 5730. This product has been tested by Niva Labs using valid testing methodologies and a quality system as required by state law. Values reported relate only to the product tested. Niva Labs makes no claims as to the efficacy, safety or other risks associated with any detected or non-detected levels of any compounds reported herein. This Certificate shall not be reproduced except in full, without the written approval of Niva Labs. Please contact The Niva Labs for information about measurement uncertainty. Please contact The Niva Labs for information about measurement uncertainty